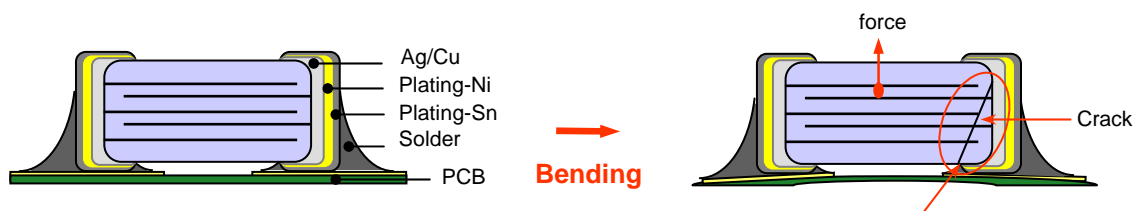


Internal MLCC cracking can result in serious failure modes. If ceramic capacitors are subjected to severe mechanical stress, a bending crack may occur. This crack can run through two or more electrodes of opposing polarity and result in a short circuit. Typical bending cracks are shown below. In the worst case scenario, these short circuits may lead to the MLCC overheating and catastrophic failure.

SuperTerm Advantages


- “Flexible” Termination Layer incorporated
- Reduces Cracking due to Mechanical Stress
- Increases Thermal Shock Resistance



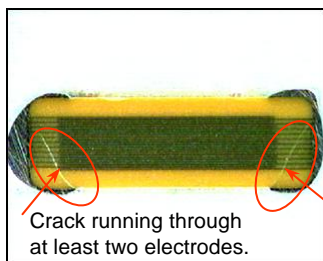
Standard termination construction may result in ceramic cracking during PCB bending, vibration, Depanelizing, etc.

Actual Examples:

Failure Mode Type 1



Surface View




Cross Section View


Crack

The failure mode results from PCB bending forces. These cracks may not be visible on the MLCC surface. Cross sectional analysis is required to identify these internal cracks.

Failure Mode Type 2 (wetting greater than 2/3 of thickness)



Top View



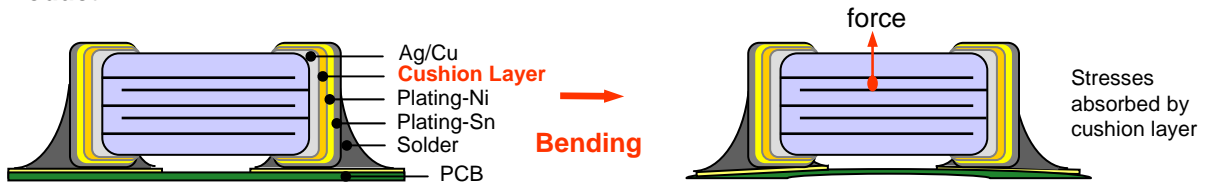
Cross Section View

Crack

MLCC cracking frequently occurs during the circuit board depanelizing process. The root cause is knife (blade) vibration during the process.

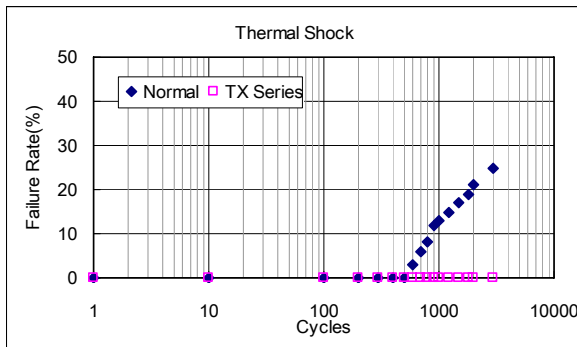
Holy Stone has developed the “**Super Term**” Series (TX suffix in the part number), which incorporates a “cushion layer” in the termination structure. This construction effectively absorbs external forces, reduces the incidence of cracking and improves overall product reliability. SuperTerm product applications include: high temperature automotive, power circuits and other critical end products with extreme processing conditions.

TX Product



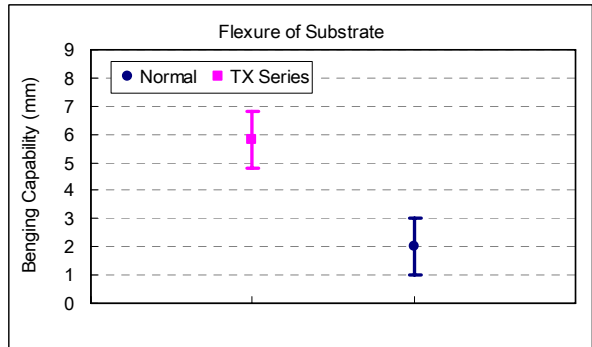
Reliability/Durability Comparison

(a) Thermal Shock Comparison





Thermal shock test on standard termination results of inception of failure at 500 cycles. SuperTermTX Series reliability improves to over 3000 cycles.

(b) Substrate Flexure Comparison (0805/X7R)



Bending test on superterm shows an improvement of about 5.0 mm bend vs. an average of about 2.0 mm. for standard termination.



During destructive bending test, the PCB is subjected to bending until capacitor failure. With superterm there is no cracking damage in the ceramic. Superterm effectively prevents ceramic body cracking during

extreme mechanical stress as simulated by this test. Superterm failures resulting from destructive bending test occur in the OPEN mode and not the short circuit mode typical of standard termination failures. The SuperTerm cushion layer material is a “polymer silver” material and can be seen in the above photo.

