


Automotive Grade MLCC

Rated Voltage :

- ◆ General (Up to 50V)
- ◆ Middle Voltage 100V – 500Vdc
- ◆ X1/Y2 Safety Capacitors



◆ Features

- AEC-Q200 qualified.
- Suitable for harsh Automotive environments without additional qualification testing
- Available with Polymer Termination (Super Term) to prevent mechanical cracking
- High Reliability
- Sizes 0805 and 2220 with capacitance range from 10pF – 10uF
- Rated voltage up to 500Vdc
- RoHS compliant
- 250Vac, X1/Y2 Safety capacitors available

◆ Applications

- Power supplies
- Lighting
- Isolation
- Powertrain
- Safety equipment
- Custom applications , BMS ,On board charger


◆ Summary of Specifications

Operating Temperature	-55~+125 °C
Rated Voltage	16Vdc to 500Vdc , 250Vac X1/Y2 Safety capacitors
Temperature Coefficient	NP0 : ± 30 ppm/ °C , -55~+125 °C (EIA Class I)
	X7R : $\pm 15\%$, -55~+125 °C (EIA Class II)
Capacitance Range	NP0 : 10pF to 100nF ; X7R : 330pF to 10uF
Dissipation Factor	NP0 : More than 30pF $Q \geq 1000$; 30pF & below $Q \geq 400+20C$ X7R : Range 2.5% ~ 10%
Insulation Resistance	10GΩ or 500/C Ω whichever is smaller (C in Farad)
Aging	NP0 : 0% ; X7R : 2.5% per decade of time
Dielectric Strength	V < 100V : 250% rated voltage
	100V \leq V < 500V : 200% rated voltage
	500V \leq V < 1000V : 150% rated voltage
	1000V \leq V : 120% rated voltage

Automotive Grade MLCC

Rated Voltage :

- ◆ General (Up to 50V)
- ◆ Middle Voltage 100V – 500Vdc



◆ How To Order : AEC-Q200

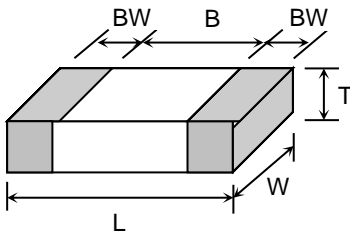
Product Code	Chip Size	Dielectric	Capacitance Unit : pF	Tolerance	Rated Voltage	Packaging	Special Requirement
AEC : Automotive Grade Capacitors AEC-Q200	EX : 0805 1206 1210 1812 1825 2220	EX : N : NP0 X : X7R	EX : 100 : 10 x 10 ⁰ 221 : 22 x 10 ¹ 332 : 33 x 10 ² 473 : 47 x 10 ³	EX : J : +/- 5% K : +/- 10% M : +/- 20%	EX : 025 : 25Vdc 050 : 50Vdc 101 : 100Vdc 251 : 250Vdc 501 : 500Vdc	EX : T : T/R 7" R : T/R 13" B : Bulk	EX : X: Polymer Termination (Super Term)

◆ How To Order : TS16949 (PPAP Level 3 +AEC-Q200)

Product Code	Chip Size	Dielectric	Capacitance Unit : pF	Tolerance	Rated Voltage	Packaging	Special Requirement
ACC : Automotive Grade Capacitors TS16949	EX : 0805 1206 1210 1812 1825 2220	EX : N : NP0 X : X7R	EX : 100 : 10 x 10 ⁰ 221 : 22 x 10 ¹ 332 : 33 x 10 ² 473 : 47 x 10 ³	EX : J : +/- 5% K : +/- 10% M : +/- 20%	EX : 025 : 25Vdc 050 : 50Vdc 101 : 100Vdc 251 : 250Vdc 501 : 500Vdc	EX : T : T/R 7" R : T/R 13" B : Bulk	EX : X: Polymer Termination (Super Term)

◆ Dimensions

Unit : mm



TYPE	L	W	T (max)	B (min)	BW (min)
0805	2.00±0.20	1.25±0.20	1.45	0.70	0.20
1206	3.20±0.30	1.60±0.20	1.80	1.50	0.30
1210	3.20±0.30	2.50±0.20	2.60	1.60	0.30
1812	4.60±0.30	3.20±0.30	3.00	2.50	0.30
1825	4.60±0.30	6.35±0.40	3.00	2.50	0.30
2220	5.70±0.40	5.00±0.40	3.00	3.50	0.30

◆ Capacitance Range: X7R; 330pF~82nF ; 16V~50V

Size	Voltage (v)	Capacitance Range (pF)- X7R																																									
		331	391	471	561	681	821	102	122	152	182	222	272	332	392	472	562	682	822	103	123	153	183	223	273	333	393	473	563	683	823												
0805	16	B	B	B	B	B	B	B	B	B	B	B	B	B	B	B	B	B	B	B	B	B	B	C	D	C	C	C	C	C	C												
	25	B	B	B	B	B	B	B	B	B	B	B	B	B	B	B	B	B	B	B	B	B	B	C	D	C	C	C	C	C	C												
	50	B	B	B	B	B	B	B	B	B	B	B	B	B	B	B	B	B	B	B	B	B	B	C	D	C	C	C	C	C	C												
1206	25	B	B	B	B	B	B	B	B	B	B	B	B	B	B	B	B	B	B	B	B	B	B	B	B	B	B	B	C	C	D												
	50	B	B	B	B	B	B	B	B	B	B	B	B	B	B	B	B	B	B	B	B	B	B	B	B	B	B	B	C	C	D												
1210	50																														C	C	C	C	D	D	D						
1812	50																																				D	D	D	D	D	D	D
2220	50																																									D	D

◆ Capacitance Range: NP0 ; 10pF~100nF ; 25V~50V

Size	Voltage (v)	Capacitance Range (pF)- NPO																																							
		100	120	150	180	200	220	270	300	330	390	470	560	680	820	101	121	151	181	221	271	331	391	471	561	681	821														
0805	25	B	B	B	B	B	B	B	B	B	B	B	B	B	B	B	B	B	B	B	B	B	B	B	B	B	B	B	B	B	B	B	B	B	B	B	B	B	B	B	
	50	B	B	B	B	B	B	B	B	B	B	B	B	B	B	B	B	B	B	B	B	B	B	B	B	B	B	B	B	B	B	B	B	B	B	B	B	B	B	B	B
1206	25				B	B	B	B	B	B	B	B	B	B	B	B	B	B	B	B	B	B	B	B	B	B	B	B	B	B	B	B	B	B	B	B	B	B	B	B	B
	50				B	B	B	B	B	B	B	B	B	B	B	B	B	B	B	B	B	B	B	B	B	B	B	B	B	B	B	B	B	B	B	B	B	B	B	B	B

Size	Voltage (v)	Capacitance Range (pF)- NPO																																							
		102	122	152	182	222	272	332	392	472	562	682	822	103	123	153	183	223	393	473	563	683	823	104																	
0805	25	B	B	B	B	C	D	D	D	D	D	D																													
	50	B	B	B	B	C	D	D	D	D	D	D																													
1206	25	B	B	B	B	B	B	B	B	B	B	B	B	B	C	D	D	D	D	D	E																				
	50	B	B	B	B	B	B	B	B	B	B	B	B	C	D	D	D	D	D	E																					
1210	50	C	C	C	C	C	C	C	C	C	C	C	C	C	D	D	D	D	D	E	E																				
1812	50	D	D	D	D	D	D	D	D	D	D	D	D	D	D	D	D	D	D	D	D	D	D	D	D	D	D	D	D	D	D	D	D	D	D	D	D	D	D	E	E

◆ Capacitance Range: X7R; 100nF~10uF ; 16V~50V

Size	Voltage (v)	Capacitance Range (pF)- X7R																																						
		104	124	154	184	224	274	334	394	474	564	684	824	105	155	225	335	475	685	106																				
0805	16	C	C	C	C	C	C	C	C	D	D	D	D	D																										
	25	C	C	C	C	C	C	C	C	D	D	D	D	D																										
	50	C	C	C	C	C	C	C	C	D	D	D	D	D																										
1206	25	E	B	B	B	C	C	C	D	D	D	D	E	E	E	E	E	E																						
	50	E	B	B	B	C	C	C	D	D	D	D	E	E	E	E	E	E																						
1210	25																																							G
	50	D	D	D	D	D	D	E	E	F	F	F	F	F	F	F	F	F	F	F	F	F	F	F	F	F	F	F	F	F	F	F	F	F	F	F	F	G		
1812	50	E	E	E	E	E	E	E	E	E	E	E	E	E	E	E	E	E	E	E	E	E	E	E	E	E	E	E	E	E	E	E	E	E	E	E	E	E	E	
2220	50	D	D	D	E	E	E	E	E	E	E	E	E	E	E	E	E	E	E	E	E	E	E	E	E	E	E	E	E	E	E	E	E	E	E	E	E	E	E	H

CY2017/Q4

Note : Available with Standard or Polymer Termination (Super Term)
 Only Polymer Termination (Super Term) Available

Symbol Code	S	O	A	B	C	D	E	F	G	H
Thickness(mm)	0.3±0.03	0.5±0.05	0.6±0.1	0.85±0.1	1.0±0.1	1.25±0.20	1.6±0.2	2.0±0.2	2.4±0.2	2.8±0.2

Other dimensions, capacitance values and voltage ratings are available on request. Please contact your local Holy Stone office.

Cap.	Size	Thickness	Cap. Tol.	Catalog Number		
				Rated Voltage Vdc 16V	Rated Voltage Vdc 25V	Rated Voltage Vdc 50V
104 (100nF)	0805	C/1.0 +0.1mm -0.05mm	K			AEC0805X104K050TX
124 (120nF)	0805	D/1.25±0.2mm	K			AEC0805X124K050TX
154 (150nF)	0805	D/1.25±0.2mm	K			AEC0805X154K050TX
184 (180nF)	0805	D/1.25±0.2mm	K			AEC0805X184K050TX
224 (220nF)	0805	D/1.25±0.2mm	K			AEC0805X224K050TX
274 (270nF)	0805	D/1.25±0.2mm	K			AEC0805X274K050TX
334 (330nF)	0805	D/1.25±0.2mm	K			AEC0805X334K050TX
394 (390nF)	0805	D/1.25±0.2mm	K			AEC0805X394K050TX
474 (470nF)	0805	D/1.25±0.2mm	K			AEC0805X474K050TX
564 (560nF)	0805	D/1.25±0.2mm	K			AEC0805X564K050TX
684 (680nF)	0805	D/1.25±0.2mm	K			AEC0805X684K050TX
824 (820nF)	0805	D/1.25±0.2mm	K	AEC0805X824K016TX	AEC0805X824K025TX	AEC0805X824K050TX
105 (1uF)	0805	D/1.25±0.2mm	K	AEC0805X105K016TX	AEC0805X105K025TX	AEC0805X105K050TX

Cap.	Size	Thickness	Cap. Tol.	Catalog Number		
				Rated Voltage Vdc 100V	Rated Voltage Vdc 250V	Rated Voltage Vdc 500V
331 (330pF)	0805	B/0.85+-0.15mm	K	AEC0805X331K101TX		
	1206	B/0.85+-0.15mm	K	AEC1206X331K101TX		
391 (390pF)	0805	B/0.85+-0.15mm	K	AEC0805X391K101TX		
	1206	B/0.85+-0.15mm	K	AEC1206X391K101TX		
471 (470pF)	0805	B/0.85+-0.15mm	K	AEC0805X471K101TX		
	1206	B/0.85+-0.15mm	K	AEC1206X471K101TX		
561 (560pF)	0805	B/0.85+-0.15mm	K	AEC0805X561K101TX		
	1206	B/0.85+-0.15mm	K	AEC1206X561K101TX		
681 (680pF)	0805	B/0.85+-0.15mm	K	AEC0805X681K101TX		
	1206	B/0.85+-0.15mm	K	AEC1206X681K101TX		
821 (820pF)	0805	B/0.85+-0.15mm	K	AEC0805X821K101TX		
	1206	B/0.85+-0.15mm	K	AEC1206X821K101TX		
102 (1nF)	0805	B/0.85+-0.15mm	K	AEC0805X102K101TX		
	1206	B/0.85+-0.15mm	K	AEC1206X102K101TX		
122 (1.2nF)	0805	B/0.85+-0.15mm	K	AEC0805X122K101TX		
	1206	B/0.85+-0.15mm	K	AEC1206X122K101TX		
152 (1.5nF)	0805	B/0.85+-0.15mm	K	AEC0805X152K101TX		
	1206	B/0.85+-0.15mm	K	AEC1206X152K101TX		
182 (1.8nF)	0805	B/0.85+-0.15mm	K	AEC0805X182K101TX		
	1206	B/0.85+-0.15mm	K	AEC1206X182K101TX		
222 (2.2nF)	0805	B/0.85+-0.15mm	K	AEC0805X222K101TX		
	1206	B/0.85+-0.15mm	K	AEC1206X222K101TX		
272 (2.7nF)	0805	B/0.85+-0.15mm	K	AEC0805X272K101TX		
	1206	B/0.85+-0.15mm	K	AEC1206X272K101TX		
332 (3.3nF)	0805	B/0.85+-0.15mm	K	AEC0805X332K101TX		
	1206	B/0.85+-0.15mm	K	AEC1206X332K101TX		
392 (3.9nF)	0805	B/0.85+-0.15mm	K	AEC0805X392K101TX		
	1206	B/0.85+-0.15mm	K	AEC1206X392K101TX		
472 (4.7nF)	0805	B/0.85+-0.15mm	K	AEC0805X472K101TX		
	1206	B/0.85+-0.15mm	K	AEC1206X472K101TX		
562 (5.6nF)	0805	B/0.85+-0.15mm	K	AEC0805X562K101TX		
	1206	B/0.85+-0.15mm	K	AEC1206X562K101TX		
682 (6.8nF)	0805	B/0.85+-0.15mm	K	AEC0805X682K101TX		
	1206	B/0.85+-0.15mm	K	AEC1206X682K101TX		
822 (8.2nF)	0805	B/0.85+-0.15mm	K	AEC0805X822K101TX		
	1206	B/0.85+-0.15mm	K	AEC1206X822K101TX		
103 (10nF)	0805	B/0.85+-0.15mm	K	AEC0805X103K101TX		
	1206	B/0.85+-0.15mm	K	AEC1206X103K101TX		
123 (12nF)	0805	B/0.85+-0.15mm	K	AEC0805X123K101TX		
	1206	B/0.85+-0.15mm	K	AEC1206X123K101TX		
153 (15nF)	0805	B/0.85+-0.15mm	K	AEC0805X153K101TX		
	1206	B/0.85+-0.15mm	K	AEC1206X153K101TX		
183 (18nF)	0805	B/0.85+-0.15mm	K	AEC0805X183K101TX		
	1206	B/0.85+-0.15mm	K	AEC1206X183K101TX		

Cap.	Size	Thickness	Cap. Tol.	Catalog Number		
				Rated Voltage Vdc 100V	Rated Voltage Vdc 250V	Rated Voltage Vdc 500V
223 (22nF)	0805	C/1.0 +0.1mm -0.05mm	K	AEC0805X223K101TX		
	1206	B/0.85+-0.15mm	K	AEC1206X223K101TX		
273 (27nF)	0805	C/1.0 +0.1mm -0.05mm	K	AEC0805X273K101TX		
	1206	B/0.85+-0.15mm	K	AEC1206X273K101TX		
333 (33nF)	0805	C/1.0 +0.1mm -0.05mm	K	AEC0805X333K101TX		
	1206	B/0.85+-0.15mm	K	AEC1206X333K101TX		
393 (39nF)	0805	C/1.0 +0.1mm -0.05mm	K	AEC0805X393K101TX		
	1206	B/0.85+-0.15mm	K	AEC1206X393K101TX		
473 (47nF)	0805	C/1.0 +0.1mm -0.05mm	K	AEC0805X473K101TX		
	1206	C/1.0 +0.1mm -0.05mm	K	AEC1206X473K101TX		
563 (56nF)	0805	C/1.0 +0.1mm -0.05mm	K	AEC0805X563K101TX		
	1206	C/1.0 +0.1mm -0.05mm	K	AEC1206X563K101TX		
683 (68nF)	0805	C/1.0 +0.1mm -0.05mm	K	AEC0805X683K101TX		
	1206	D/1.25±0.2mm	K	AEC1206X683K101TX		
823 (82nF)	0805	C/1.0 +0.1mm -0.05mm	K	AEC0805X823K101TX		
	1206	D/1.25±0.2mm	K	AEC1206X823K101TX		
104 (100nF)	0805	C/1.0 +0.1mm -0.05mm	K	AEC0805X104K101TX		
	1206	E/1.6±0.2mm	K	AEC1206X104K101TX		
	1210	D/1.25±0.2mm	K	AEC1210X104K101TX		
	1812	E/1.6±0.2mm	K	AEC1812X104K101TX		
	2220	D/1.25±0.2mm	K	AEC2220X104K101TX		
124 (120nF)	0805	D/1.25±0.2mm	K	AEC0805X124K101TX		
	1206	B/0.85+-0.15mm	K	AEC1206X124K101TX		
	1210	D/1.25±0.2mm	K	AEC1210X124K101TX		
	1812	E/1.6±0.2mm	K	AEC1812X124K101TX		
154 (150nF)	2220	D/1.25±0.2mm	K	AEC2220X124K101TX		
	0805	D/1.25±0.2mm	K	AEC0805X154K101TX		
	1206	B/0.85+-0.15mm	K	AEC1206X154K101TX		
	1210	D/1.25±0.2mm	K	AEC1210X154K101TX		
184 (180nF)	1812	E/1.6±0.2mm	K	AEC1812X154K101TX		
	2220	D/1.25±0.2mm	K	AEC2220X154K101TX		
	0805	D/1.25±0.2mm	K	AEC0805X184K101TX		
	1206	B/0.85+-0.15mm	K	AEC1206X184K101TX		
224 (220nF)	1210	D/1.25±0.2mm	K	AEC1210X184K101TX		
	1812	E/1.6±0.2mm	K	AEC1812X184K101TX		
	2220		K	AEC2220X184K101TX		
	0805	D/1.25±0.2mm	K	AEC0805X224K101TX		
224 (220nF)	1206	C/1.0 +0.1mm -0.05mm	K	AEC1206X224K101TX		
	1210	D/1.25±0.2mm	K	AEC1210X224K101TX		
	1812	E/1.6±0.2mm	K	AEC1812X224K101TX		
	2220	E/1.6±0.2mm	K	AEC2220X224K101TX		

Cap.	Size	Thickness	Cap. Tol.	Catalog Number		
				Rated Voltage Vdc 100V	Rated Voltage Vdc 250V	Rated Voltage Vdc 500V
274 (270nF)	0805	D/1.25±0.2mm	K	AEC0805X274K101TX		
	1206	C/1.0 +0.1mm -0.05mm	K	AEC1206X274K101TX		
	1210	D/1.25±0.2mm	K	AEC1210X274K101TX		
	1812	E/1.6±0.2mm	K	AEC1812X274K101TX		
	2220	E/1.6±0.2mm	K	AEC2220X274K101TX		
334 (330nF)	0805	D/1.25±0.2mm	K	AEC0805X334K101TX		
	1206	C/1.0 +0.1mm -0.05mm	K	AEC1206X334K101TX		
	1210	E/1.6±0.2mm	K	AEC1210X334K101TX		
	1812	E/1.6±0.2mm	K	AEC1812X334K101TX		
	2220	E/1.6±0.2mm	K	AEC2220X334K101TX		
394 (390nF)	0805	D/1.25±0.2mm	K	AEC0805X394K101TX		
	1206	D/1.25±0.2mm	K	AEC1206X394K101TX		
	1210	E/1.6±0.2mm	K	AEC1210X394K101TX		
	1812	E/1.6±0.2mm	K	AEC1812X394K101TX		
	2220	E/1.6±0.2mm	K	AEC2220X394K101TX		
474 (470nF)	0805	D/1.25±0.2mm	K	AEC0805X474K101TX		
	1206	D/1.25±0.2mm	K	AEC1206X474K101TX		
	1210	F/2.0±0.2mm	K	AEC1210X474K101TX		
	1812	E/1.6±0.2mm	K	AEC1812X474K101TX		
	2220	E/1.6±0.2mm	K	AEC2220X474K101TX		
564 (560nF)	0805	D/1.25±0.2mm	K	AEC0805X564K101TX		
	1206	D/1.25±0.2mm	K	AEC1206X564K101TX		
	1210	F/2.0±0.2mm	K	AEC1210X564K101TX		
	1812	E/1.6±0.2mm	K	AEC1812X564K101TX		
	2220	E/1.6±0.2mm	K	AEC2220X564K101TX		
684 (680nF)	0805	D/1.25±0.2mm	K	AEC0805X684K101TX		
	1206	D/1.25±0.2mm	K	AEC1206X684K101TX		
	1210	F/2.0±0.2mm	K	AEC1210X684K101TX		
	1812	E/1.6±0.2mm	K	AEC1812X684K101TX		
	2220	E/1.6±0.2mm	K	AEC2220X684K101TX		
824 (820nF)	0805	D/1.25±0.2mm	K	AEC0805X824K101TX		
	1206	E/1.6±0.2mm	K	AEC1206X824K101TX		
	1210	F/2.0±0.2mm	K	AEC1210X824K101TX		
	1812	E/1.6±0.2mm	K	AEC1812X824K101TX		
	2220	E/1.6±0.2mm	K	AEC2220X824K101TX		
105 (1uF)	0805	D/1.25±0.2mm	K	AEC0805X105K101TX		
	1206	E/1.6±0.2mm	K	AEC1206X105K101TX		
	1210	F/2.0±0.2mm	K	AEC1210X105K101TX		
	1812	E/1.6±0.2mm	K	AEC1812X105K101TX		
	2220	E/1.6±0.2mm	K	AEC2220X105K101TX		
155 (1.5uF)	1210	F/2.0±0.2mm	K	AEC1210X155K101TX		
	1812	F/2.0±0.2mm	K	AEC1812X155K101TX		
	2220	E/1.6±0.2mm	K	AEC2220X155K101TX		

Cap.	Size	Thickness	Cap. Tol.	Catalog Number		
				Rated Voltage Vdc 100V	Rated Voltage Vdc 250V	Rated Voltage Vdc 500V
225 (2.2uF)	1210	G/2.4±0.2mm	K	AEC1210X225K101TX		
	1812	G/2.4±0.2mm	K	AEC1812X225K101TX		
	2220	F/2.0±0.2mm	K	AEC2220X225K101TX		
335 (3.3uF)	2220	F/2.0±0.2mm	K	AEC2220X335K101TX		
475 (4.7uF)	2220	F/2.0±0.2mm	K	AEC2220X475K101TX		
685 (6.8uF)	2220	G/2.4±0.2mm	K	AEC2220X685K101TX		
106 10uF)	2220	G/2.4±0.2mm	K	AEC2220X106K101TX		
	2220	H/2.8±0.2mm	K	AEC2220X106K101TX		

Cap.	Size	Thickness	Cap. Tol.	Catalog Number		
				Rated Voltage Vdc 100V	Rated Voltage Vdc 250V	Rated Voltage Vdc 500V
102 (1nF)	1210	C/1.0 +0.1mm -0.05mm	J	AEC1210N102J101TX		
	1812	D/1.25±0.2mm	J	AEC1812N102J101TX		
122 (1.2nF)	1210	C/1.0 +0.1mm -0.05mm	J	AEC1210N122J101TX		
	1812	D/1.25±0.2mm	J	AEC1812N122J101TX		
152 (1.5nF)	1210	C/1.0 +0.1mm -0.05mm	J	AEC1210N152J101TX		
	1812	D/1.25±0.2mm	J	AEC1812N152J101TX		
182 (1.8nF)	1210	C/1.0 +0.1mm -0.05mm	J	AEC1210N182J101TX		
	1812	D/1.25±0.2mm	J	AEC1812N182J101TX		
222 (2.2nF)	1210	C/1.0 +0.1mm -0.05mm	J	AEC1210N222J101TX		
	1812	D/1.25±0.2mm	J	AEC1812N222J101TX		
272 (2.7nF)	1210	C/1.0 +0.1mm -0.05mm	J	AEC1210N272J101TX		
	1812	D/1.25±0.2mm	J	AEC1812N272J101TX		
332 (3.3nF)	1210	C/1.0 +0.1mm -0.05mm	J	AEC1210N332J101TX		
	1812	D/1.25±0.2mm	J	AEC1812N332J101TX		
392 (3.9nF)	1210	C/1.0 +0.1mm -0.05mm	J	AEC1210N392J101TX		
	1812	D/1.25±0.2mm	J	AEC1812N392J101TX		
472 (4.7nF)	1210	C/1.0 +0.1mm -0.05mm	J	AEC1210N472J101TX		
	1812	D/1.25±0.2mm	J	AEC1812N472J101TX		
562 (5.6nF)	1210	C/1.0 +0.1mm -0.05mm	J	AEC1210N562J101TX		
	1812	D/1.25±0.2mm	J	AEC1812N562J101TX		
682 (6.8nF)	1210	C/1.0 +0.1mm -0.05mm	J	AEC1210N682J101TX		
	1812	D/1.25±0.2mm	J	AEC1812N682J101TX		
822 (8.2nF)	1210	C/1.0 +0.1mm -0.05mm	J	AEC1210N822J101TX		
	1812	D/1.25±0.2mm	J	AEC1812N822J101TX		
103 (10nF)	1210	C/1.0 +0.1mm -0.05mm	J	AEC1210N103J101TX		
	1812	D/1.25±0.2mm	J	AEC1812N103J101TX		
	1825	D/1.25±0.2mm	J	AEC1825N103J101TX		
123 (12nF)	1210	D/1.25±0.2mm	J	AEC1210N123J101TX		
	1812	D/1.25±0.2mm	J	AEC1812N123J101TX		
	1825	E/1.6±0.2mm	J	AEC1825N123J101TX		
153 (15nF)	1210	D/1.25±0.2mm	J	AEC1210N153J101TX		
	1812	D/1.25±0.2mm	J	AEC1812N153J101TX		
	1825	E/1.6±0.2mm	J	AEC1825N153J101TX		
183 (18nF)	1210	D/1.25±0.2mm	J	AEC1210N183J101TX		
	1812	D/1.25±0.2mm	J	AEC1812N183J101TX		
	1825	E/1.6±0.2mm	J	AEC1825N183J101TX		
223 (22nF)	1210	D/1.25±0.2mm	J	AEC1210N223J101TX		
	1812	D/1.25±0.2mm	J	AEC1812N223J101TX		
	1825	F/2.0±0.2mm	J	AEC1825N223J101TX		
393 (39nF)	1210	E/1.6±0.2mm	J	AEC1210N393J101TX		
	1812	D/1.25±0.2mm	J	AEC1812N393J101TX		
	1825	F/2.0±0.2mm	J	AEC1825N393J101TX		

Cap.	Size	Thickness	Cap. Tol.	Catalog Number		
				Rated Voltage Vdc 100V	Rated Voltage Vdc 250V	Rated Voltage Vdc 500V
473 (47nF)	1210	E/1.6±0.2mm	J	AEC1210N473J101TX		
	1812	D/1.25±0.2mm	J	AEC1812N473J101TX		
	1825	G/2.4±0.2mm	J	AEC1825N473J101TX		
563 (56nF)	1812	D/1.25±0.2mm	J	AEC1812N563J101TX		
683 (68nF)	1812	D/1.25±0.2mm	J	AEC1812N683J101TX		
823 (82nF)	1812	E/1.6±0.2mm	J	AEC1812N823J101TX		
104 (100nF)	1812	E/1.6±0.2mm	J	AEC1812N104J101TX		